

CAMPA

RADIATORS OF EXCEPTION



The Premium
Collection

CAMPA

RADIATORS OF EXCEPTION

Welcome to luxurious heating for the finest interiors.

For 50 years, Campa offers elegant and original comfort solutions through its numerous collections of radiators and heated towel rails at the exciting crossroads of aesthetics and performance.

We design and manufacture heating solutions adapted to all areas of the house and professional spaces. For Campa, comfort is not only a matter of technique and processes, but also know-how, an art and a philosophy that has been part of its pioneering spirit since its inception half a decade ago.

The Campa universe: a sleek and simple design, frank and sharp lines, codes of elegance and modern aesthetics, French design.



The Premium Collection

Campa brings you warm sensations with its latest collection of ultra-thin, high performance heaters and towels rails.

With the clever use of glass, natural lava stone and steel, Campa radiators and towel rails innovate with the most natural source of comfort available - radiant effect like that of the sun - and transforms it for your interiors. With highly efficient and user-friendly control systems, uncover the pleasure of having what you desire when you desire it.

Discover a range that magnifies the expertise of this leading French brand whose innate quality reaches optimal levels of comfort, aesthetics and energy efficiency. The ultimate reference in high-end radiant heating.

A collection for homes, condominiums, professional spaces and hotels.

BATHROOM

Campastyle bains ELITE	4
Campastyle bains PRESTIGE	6
Campaver BAINS	8

LIVING ROOM

Campastyle GLACE	10
Campastyle LAVE	14
Campastyle DESIGN	18
Campaver ULTIME	22
Campaver SELECT	26
Naturay	30
Our other collections	34

Campastyle bains ELITE *(Glass)*

With this collection, enjoy the choice of a multitude of colors and dimensions for an application in most any bathroom space.

Campastyle bains towel rails combine radiant warmth, a discreet booster fan for a fast warm-up of your towels, and a dry environment for a hygienic bathroom.



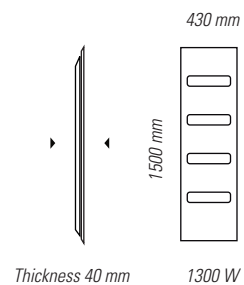
Model CVE13MIRE 1300 W Mirror effect



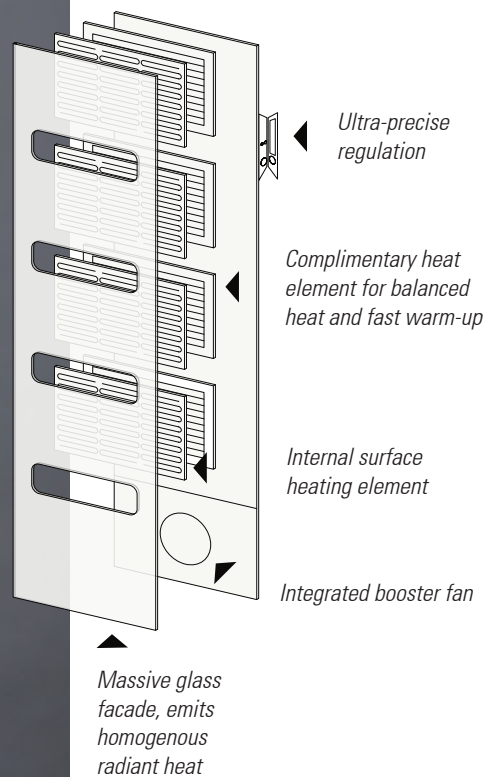
Model CVE13SEPB 1300 W Black

BATHROOM

Campastyle bails ELITE (Glass)



Black	CVE13SEPB
White	CVE13BCCB
Mirror effect	CVE13MIRE



Model CVE13MIRE 1300 W Mirror effect

Campastyle bains **PRESTIGE** *(Glass)*

The elegance of glass in the bathroom with the pleasure of a warm, dry towel at any moment of the day.

This collection of towel rails combine radiant warmth, a discreet booster fan for a fast warm-up of your towels, and a dry environment for a hygienic bathroom.



Model CVP13MIRE 1300 W Mirror effect

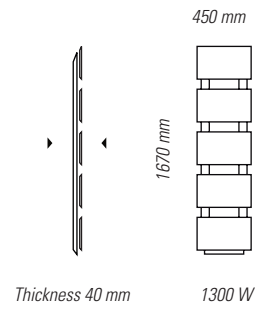



Model CVP13BCCB 1300 W White

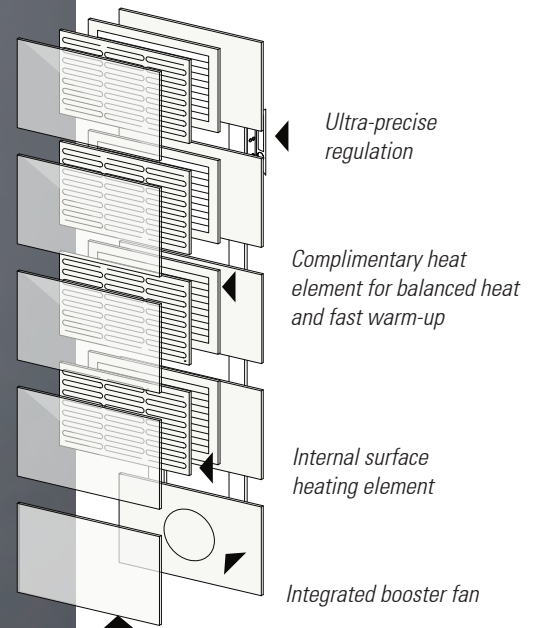
BATHROOM

Campastyle bains PRESTIGE (Glass)

White Mirror



White | CVP13BCCB
Mirror effect | CVP13MIRE



Massive glass facade, emits homogenous radiant heat

Model CVP13MIRE 1300 W Mirror effect

Campaver BAINS *(Glass)*

With this collection, enjoy the choice of a multitude of colors and dimensions for an application in most any bathroom space.

Campaver bains towel rails combine radiant warmth, a discreet booster fan for a fast warm-up of your towels, and a dry environment for a hygienic bathroom.



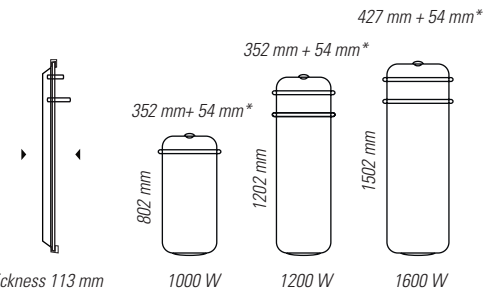

Model cvv 12 MIRE 1200 W White



Model cvv 12 BCCB 1200 W White

BATHROOM

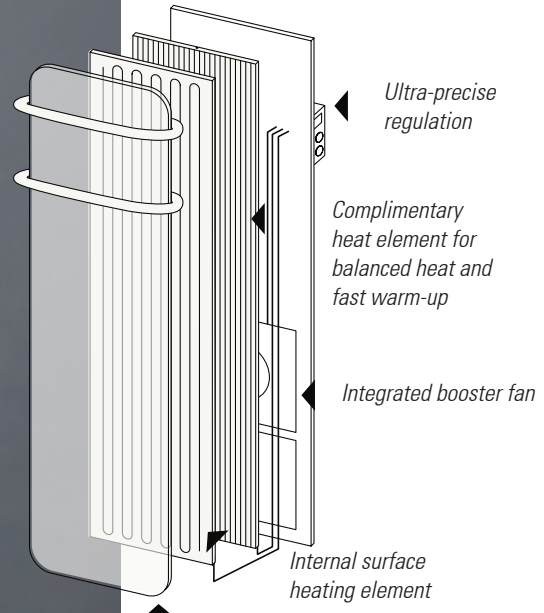
Campaver BAINS (Glass)



Thickness 113 mm
+ 67 mm*

*With drying cross-bar

Black	CVV 10 SEPB	CVV 12 SEPB	CVV 16 SEPB
White	CVV 10 BCCB	CVV 12 BCCB	CVV 16 BCCB
Mirror effect	CVV 10 MIRE	CVV 12 MIRE	CVV 16 MIRE
Red Opéra	CVV 10 OPER	CVV 12 OPER	
Red Rubis	CVV 10 RUBI	CVV 12 RUBI	
Grey Quartz		CVV 12 GRIS	
Blue Outremer		CVV 12 BLOM	
Green lagoon	CVV 10 VLAG	CVV 12 VLAG	CVV 16 VLAG
Blue Atoll		CVV 12 BLEU	
White Ivory		CVV 12 BEIG	



Massive glass facade, emits homogenous radiant heat

Model CVV 16 SEPB 1600 W Black

Campastyle **GLACE** *(Glass)*

Sleek designs, displaying enviable dimensions: 4 centimeters in thickness. At last, a radiator that blends into its surroundings.

Treated glass guarantees an optimized sensation of well-being and energy efficient operation, thanks to its unparalleled ability to store and diffuse a perfectly homogeneous and immediate heat.



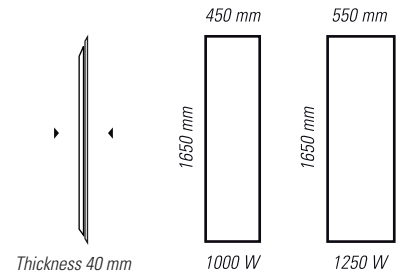
Model CMVP07HSEPB 650 W Black



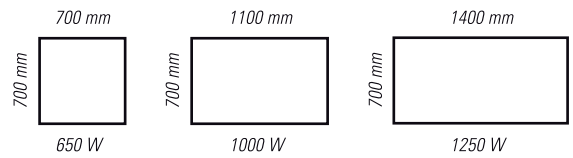
Model CMVP13VMIRE 1250 W Black

LIVING ROOM

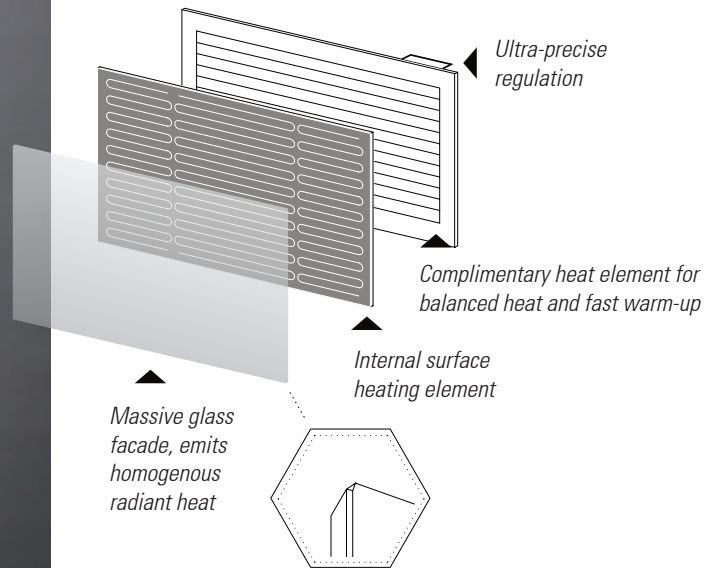
Campastyle GLACE (Glass)



Black	CMVP10VSEPB	CMVP13VSEPB
White	CMVP10VBCCB	CMVP13VBCCB
Mirror effect	CMVP10VMIRE	CMVP13VMIRE



Black	CMVP07HSEPB	CMVP10HSEPB	CMVP13HSEPB
White	CMVP07HBCCB	CMVP10HBCCB	CMVP13HBCCB
Mirror effect	CMVP07HMIRE	CMVP10HMIRE	CMVP13HMIRE



Model CMVP13VSEPB 1250 W Black

LIVING ROOM

Campastyle GLACE (glass)



Model CMVP13VBCCB 1250 W White

LIVING ROOM

Campastyle GLACE (glass)



Model CMVP07HMIRE 650 W Mirror effect

Campastyle LAVE (Lava stone)

Massive and natural, the lava stone used in the Campastyle Lave collection comes from volcanic mountains in Auvergne, France: available in nature-inspired colors, the raw lava stone becomes an exclusive material, ideal for sophisticated radiators.

Its unique composition of two lava flows of various kinds provide the essential thermodynamic properties for an unrivaled level of quality comfort.



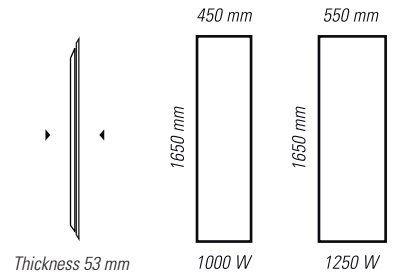

Model CMLP07HGREI 650 W Greije



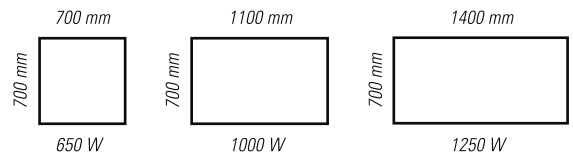
Model CMLP07HGREI 650 W Greije

LIVING ROOM

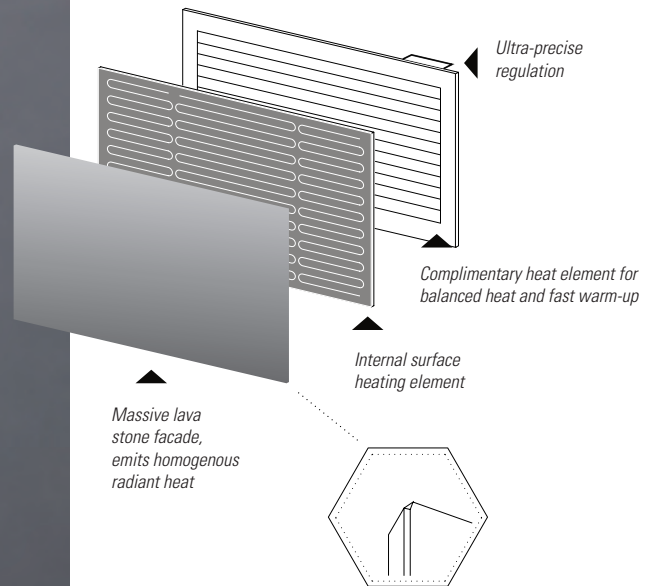
Campastyle LAVE (Lava stone)



Greige	CMLP10VGREI	CMLP13VGREI
	Brut	CMLP10VBRUT



Greige	CMLP07HGREI	CMLP10HGREI	CMLP13HGREI
	Brut	CMLP07HBRUT	CMLP10HBRUT



Model CMLP07HGREI 650 W Greige

LIVING ROOM

Campastyle LAVE (Lava stone)



Model CMLP13VBRUT 1250 W Brut

LIVING ROOM

Campastyle LAVE (Lava stone)



Model CMLP13VBRUT 1250 W Brut

Campastyle DESIGN *(Steel)*

Steel as a material undergoes a transformation with this range, coming into its own thanks to refined finishes, metallic shades of grey, and sand with textured effects in trendy colors.

A façade made of reinforced steel, specifically elaborated to guarantee an optimized sensation of well-being and an energy efficient operation.



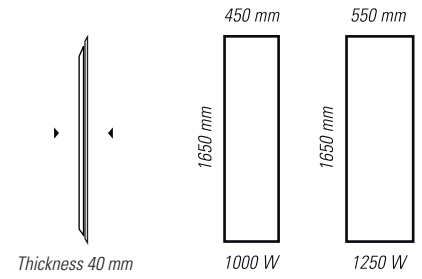
Model CMDP13VGRIS 1250 W Light grey



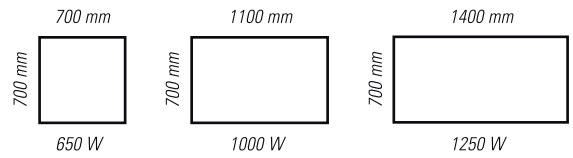
Model CMDP13VBCCB 1250 W White

LIVING ROOM

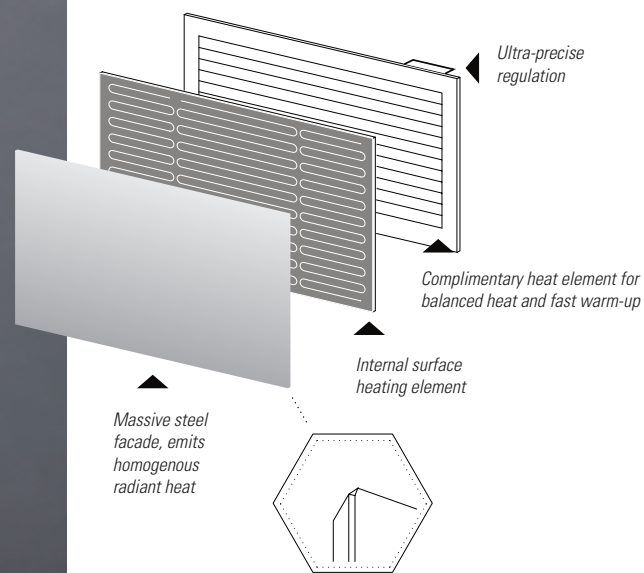
Campastyle DESIGN (Steel)



White	CMDP10VBCCB	CMDP13VBCCB
Dark Grey	CMDP10VANTH	CMDP13VANTH
Light grey	CMDP10VGRIS	CMDP13VGRIS
Sand	CMDP10VSABL	CMDP13VSABL



White	CMDP07HBCCB	CMDP10HBCCB	CMDP13HBCCB
Dark Grey	CMDP07HANTH	CMDP10HANTH	CMDP13HANTH
Light grey	CMDP07HGRIS	CMDP10HGRIS	CMDP13HGRIS
Sand	CMDP07HSABL	CMDP10HSABL	CMDP13HSABL



Model CMDP13VGRIS 1250 W Light grey

LIVING ROOM

Campastyle DESIGN (Steel)



Model CMDP13VSABL 1250 W

LIVING ROOM

Campastyle DESIGN (Steel)



Model CMDP13VGRIS 1250 W Dark grey

Campaver ULTIME *(Glass)*

This collection of glass radiant heaters can create audacious styles, as it comes in a multitude of colors, using the expertise of radiant technology invented by Campa. Available in anything from vivid colors to pastels and mirror finishes, the glass products in the Campaver range bring aesthetic qualities and physical functionalities together in a happy marriage.



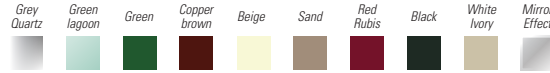
Model CMUP10HMIRE 1000 W Mirror Effect



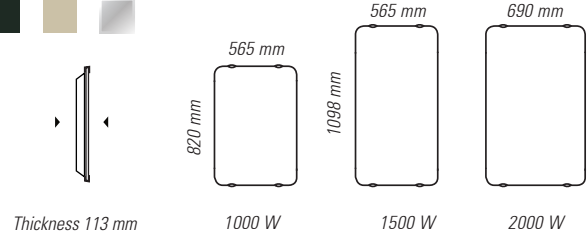
Model CMUP10HSEPB 1000 W Black

LIVING ROOM

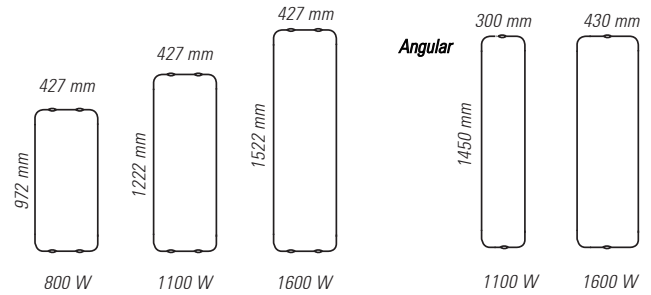
Campaver ULTIME (Glass)



Model CMUP10HMIRE 1000 W Mirror Effect



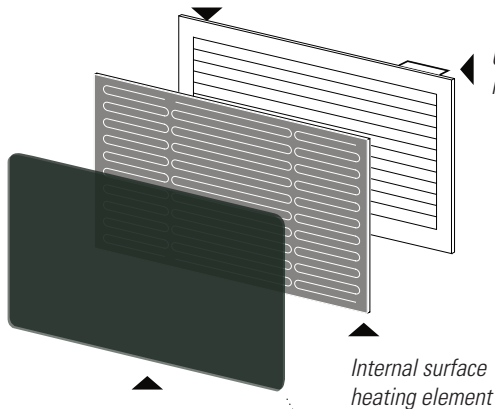
Grey Quartz	CMUP10VGRIS	CMUP15VGRIS	CMUP20VGRIS
Green lagoon	CMUP10VLAG	CMUP15VLAG	CMUP20VLAG
Green	CMUP10VVERT	CMUP15VVERT	CMUP20VVERT
Copper brown	CMUP10VBRUN	CMUP15VBRUN	CMUP20VBRUN
Beige	CMUP10VBEIG	CMUP15VBEIG	CMUP20VBEIG
Sand	CMUP10VSABL	CMUP15VSABL	CMUP20VSABL
Red Rubis	CMUP10VRUBI	CMUP15VRUBI	CMUP20VRUBI
Black	CMUP10VSEPB	CMUP15VSEPB	CMUP20VSEPB
White Ivory	CMUP10VBCCB	CMUP15VBCCB	CMUP20VBCCB
Mirror effect	CMUP10VMIRE	CMUP15VMIRE	CMUP20VMIRE



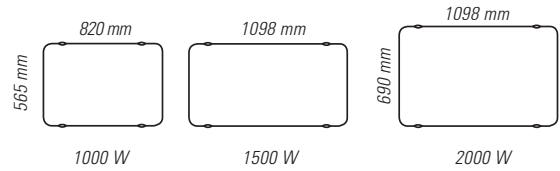
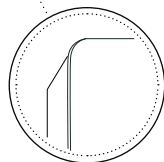
Black	CMEP08VSEPB	CMEP11VSEPB	CMEP16VSEPB	CMAP11VSEPB	CMAP16VSEPB
White Ivory	CMEP08VBCCB	CMEP11VBCCB	CMEP16VBCCB	CMAP11VBCCB	CMAP16VBCCB
Mirror effect		CMEP11VMIRE	CMEP16VMIRE		CMAP16VMIRE

Complimentary heat element for balanced heat and fast warm-up

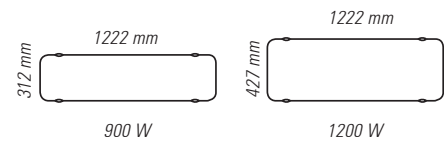
Ultra-precise regulation



Massive glass facade, emits homogenous radiant heat



Grey Quartz	CMUP10HGRIS	CMUP15HGRIS	CMUP20HGRIS
Green lagoon	CMUP10HVLG	CMUP15HVLG	CMUP20HVLG
Green	CMUP10HVERT	CMUP15HVERT	CMUP20HVERT
Copper brown	CMUP10HBRUN	CMUP15HBRUN	CMUP20HBRUN
Beige	CMUP10HBEIG	CMUP15HBEIG	CMUP20HBEIG
Sand	CMUP10HSABL	CMUP15HSABL	CMUP20HSABL
Red Rubis	CMUP10HRUBI	CMUP15HRUBI	CMUP20HRUBI
Black	CMUP10HSEPB	CMUP15HSEPB	CMUP20HSEPB
White Ivory	CMUP10HBCCB	CMUP15HBCCB	CMUP20HBCCB
Mirror effect	CMUP10HMIRE	CMUP15HMIRE	CMUP20HMIRE



Black	CMEP09HSEPB	CMEP12HSEPB
White Ivory	CMEP09HBCCB	CMEP12HBCCB

LIVING ROOM

Campaver ULTIME (Glass)



Model CMEP09HSEPB 900 W Black

LIVING ROOM

Campaver ULTIME (Glass)



Model CMUP10HVERT 1000 W Green

Campaver SELECT *(Glass)*

Using the double-effect radiant technology invented by Campa, this collection combines a sleek and simple design with frank and sharp lines, combining codes of elegance and efficient heating for a multitude of applications.



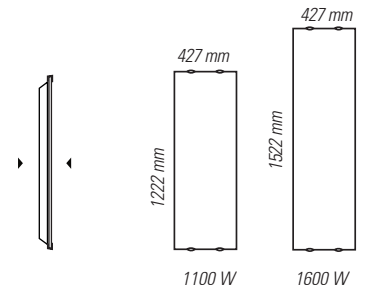
Model CMSP10HBCCB 1000 W White

LIVING ROOM

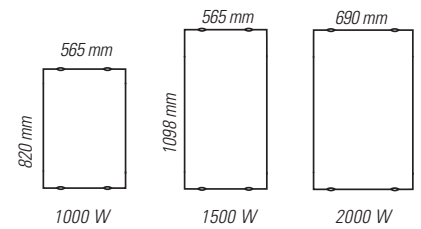
Campaver SELECT (Glass)



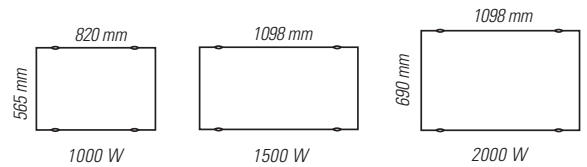
Model CMSP10HSEPB 1000 W Black



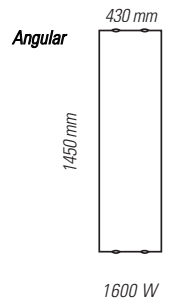
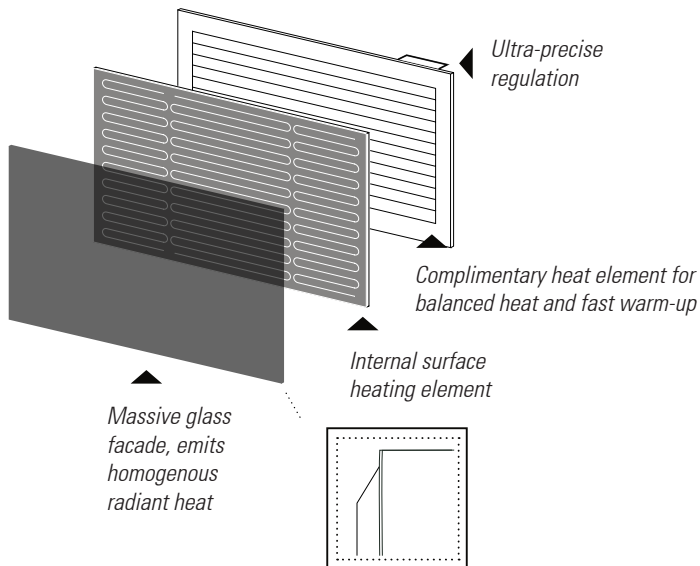
Black	CSEP11VSEPB	CSEP16VSEPB
White Ivory	CSEP11VBCCB	CSEP16VBCCB
Mirror effect	CSEP11VMIRE	CSEP16VMIRE



Black	CMSP10VSEPB	CMSP15VSEPB	CMSP20VSEPB
White Ivory	CMSP10VBCCB	CMSP15VBCCB	CMSP20VBCCB
Mirror effect	CMSP10VMIRE	CMSP15VMIRE	CMSP20VMIRE



Black	CMSP10HSEPB	CMSP15HSEPB	CMSP20HSEPB
White Ivory	CMSP10HBCCB	CMSP15HBCCB	CMSP20HBCCB
Mirror effect	CMSP10HMIRE	CMSP15HMIRE	CMSP20HMIRE



Black	CSAP16VSEPB
White Ivory	CSAP16VBCCB
Mirror effect	CSAP16VMIRE

Campaver SELECT (Glass)



Campaver SELECT (Glass)



NATURAY *(Lava stone)*

This natural lava stone used by Campa is a unique composition of two lava flows of various kinds, which - merged together - provide the essential thermodynamic properties for an unrivaled level of quality comfort.

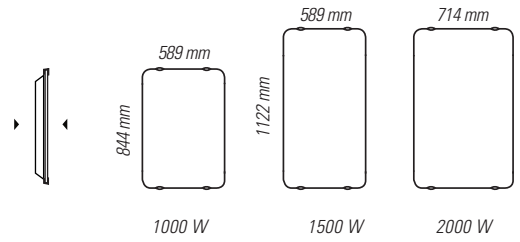


LIVING ROOM

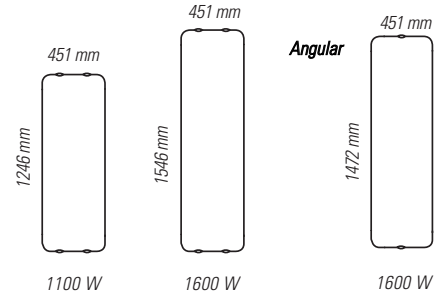
NATURAY (Lava stone)



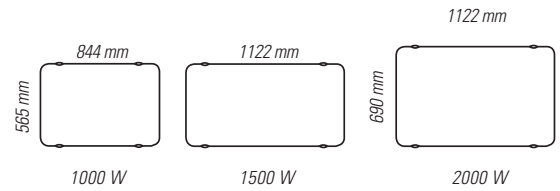
Model NATP10HBCL 1000 W White



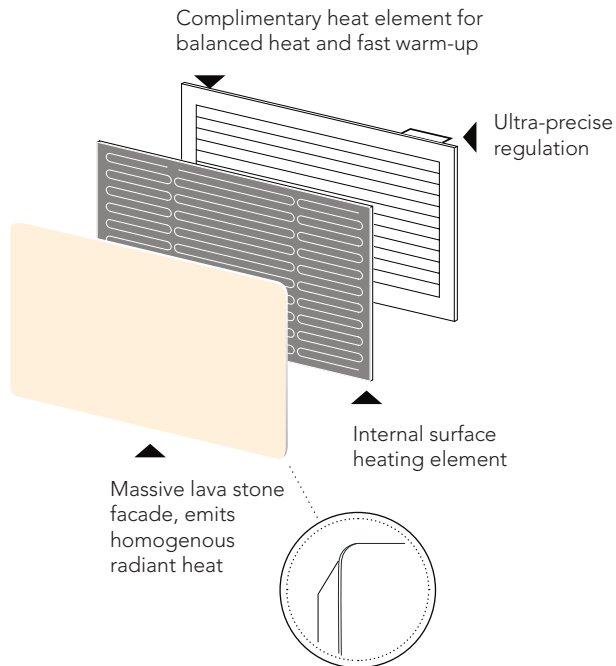
White Cream	NATP10VBCL	NATP15VBCL	NATP20VBCL
	NATP10VCLR	NATP15VCLR	NATP20VCLR



White Cream	NTEP11VBCL	NTEP16VBCL	NAAP16VBCL
	NTEP11VCLR	NTEP16VCLR	NAAP16VCLR



White Cream	NATP10HBCL	NATP15HBCL	NATP20HBCL
	NATP10HCLR	NATP15HCLR	NATP20HCLR



LIVING ROOM

NATURAY (Lava stone)



Model NATP10HCLR 1000 W Cream

LIVING ROOM

NATURAY (Lava stone)



Model NATP10HBCL 1000 W White

Our other collections...



Jobel



Iseo BAINS

Titan



Ravil



Altéa



Cosmos



Campaver GALBÉ



www.campa.fr

109 boulevard Ney
75876 PARIS Cedex 18

Commercial
Tél. : +33 (0)1 53 06 27 11
Fax : +33 (0)1 42 28 94 12
commercial@campa.fr