




Chiara.
Inspired by nature.



Watch the purity of Nature
simple, beautiful, Chiara.



Inspired by the colours that contain the essence of natural elements.

Nature-inspired colours.

The inspiration to Nature creates a simple and clean series, with a clear and recognizable design. In every finish, in every colour gradient. Volcano, White, Sand, Stone: energy, purity, strength, durability. Simple and pure shapes that seem moulded by natural elements.





Appreciate the linearity
that fits to every room and every style.



Solutions for every environment.

Thanks to its structure, Chiara combines simplicity and practicality.

Four colours: White, Slate, Brown and Gray and different modules: the installation is practical and also beautiful.



Play with pastel colours to create a delicate spring.

Soft colours, delicate nuances.

Yellow, Orange and Blue, delicate shades that add to any interior a touch of soft sky and warm sunset.





Experiment with new harmonies and the depth of the vibrant Fire Red.

Soft colours, delicate nuances.

Green, Orange and Fire Red, new shades
that open up to the energy of the summer.



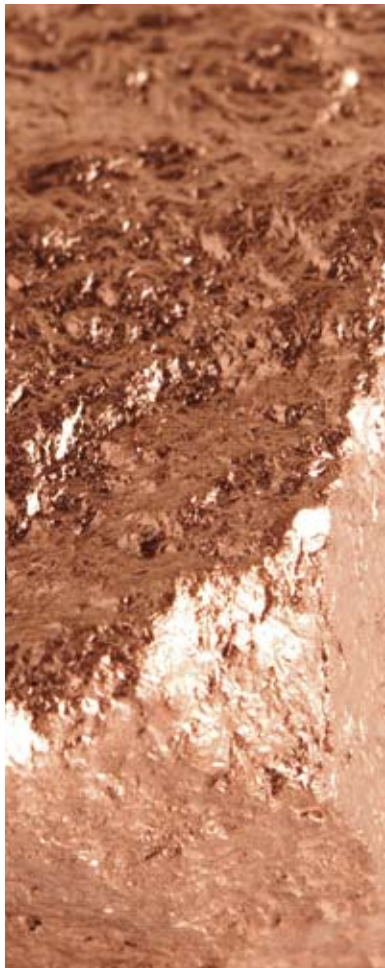


Touch the metallic finish, the precious side of Nature.

A refined synthesis of elegance.


Gold, Bronze, Chrome, Metal black.

Extremely accurate shapes and brilliant hues
merge together in a perfect balance.





Touch the satin finish.
A delicate tactile sensation.



A refined synthesis of elegance.

Gold, Bronze, Chrome, Metal black with a satin finish.
To explore with the eyes and, above all, touch with
your fingers. Beauty is a multi-sensory thrill.



Dare the sophisticated elegance
of the brushed steel.



The cold material dissolves in
a sinuous series, where the white
elements and the steel plate blend
in a silent harmony.



Choose the full range, a bouquet of different essences.

Technopolymer frames



white



sand



stone




volcano



pastel yellow



pastel orange



pastel green



pastel blue



fire red

As a bouquet made up of different flowers, but perfectly coordinated with each other: this is the Chiara complete range. Each proposal is based on simplicity. The hard part is choosing.

Metal frames with glossy finish



glossy bronze



glossy gold



glossy chrome



glossy metal black



brushed steel


Metal frames with brushed finish



satin bronze



satin gold



satin chrome




satin metal black

Compose the series, what you need is immediately available.



Command devices.

Buttons, switches, intermediate switches, relays and switches in different versions to configure load functions and control points in the most flexible way and suitable to any home and office environment. All command devices, except for relays and switches, are illuminable. The lamp must be ordered separately and its code is shown in the accessory list.



Socket outlets.

The socket outlets are available to suit Italian, Schuko, with safety shutters and side/central ground, and American plugs. For telephony and data communications applications, different types of connectors are available compliant with the most popular and advanced international wiring standards. The range also includes interlocked plugs in conformity with the Italian/German standard.



Protection devices.

These devices are triggered in case of overloads, short-circuits and other phenomena that pose a risk to the safety of people and which impair the proper functioning of connected loads; their role is a direct downstream protection without interfering with the power supply of other points of the electrical installation.



Signalling devices.

Warning lights to indicate the operating status of the connected devices, bells and buzzers. The lamp must be ordered separately and its code is shown in the accessory list.



Comfort equipment.

To optimize the operation of electrical devices and make the rooms more liveable, the range includes devices for programming, control, adjustment and timing such as chronothermostats, electronic thermostats, dimmers and IR presence detectors with twilight threshold. The anti black-out lamp turns on in case of power failure with a range of up to 4.5 hours; extracted from the socket, it can be used as a torch. There is also a powerful three-module emergency lamp with LED lighting.



Components for installation.

Blank covers for unused modules and 2, 3, 4, 7 and 7+7-module mounting grids for the installation of equipment and components inside flush-mounting round and square boxes.



Frames.

The range consists of nine technopolymer plates with glossy finish in nine different colours and five other colours: gold, metal black, chrome, bronze and brushed steel, made of technopolymer with mica gloss or satin finish.



Other installation solutions.

Products and solutions for secure installation (IP55 watertight covers and IP40/IP55) are available, as well as adapters for installation on DIN rail or Undernet retractable turret. The self-supporting plates are convenient and flexible solutions for any specific installation situations.

Contacts

ABB SACE
A division of ABB S.p.A.

www.abb.it/lowvoltage

Data and images are not binding. Depending on the technical development of products, we reserve the right to change the contents of this document without notice.

Copyright 2016 ABB. All right reserved.

2CSC600951B0201 - 03/2016